


# Comparison operators

INTERMEDIATE PYTHON FOR FINANCE



**Kennedy Behrman**

Data Engineer, Author, Founder

# Python comparison operators

- Equality: `==` , `!=`
- Order: `<` , `>` , `<=` , `>=`

# Equality operator vs assignment

Test equality: `==`

Assign value: `=`

# Equality operator vs assignment

```
13 == 13
```

```
True
```

```
count = 13  
print(count)
```

```
13
```

# Equality comparisons

- datetimes
- numbers (floats, ints)
- dictionaries
- strings
- almost anything else

# Comparing datetimes

```
date_close_high = datetime(2019, 11, 27)
date_intra_high = datetime(2019, 11, 27)
print(date_close_high == date_intra_high)
```

True

# Comparing dictionaries

```
d1 = {'high':56.88, 'low':33.22, 'closing':56.88}
d2 = {'high':56.88, 'low':33.22, 'closing':56.88}
print(d1 == d2)
```

True

```
d1 = {'high':56.88, 'low':33.22, 'closing':56.88}
d2 = {'high':56.88, 'low':33.22, 'closing':12.89}
print(d1 == d2)
```

False

# Comparing different types

```
print(3 == 3.0)
```

True

```
print(3 == '3')
```

False



# Not equal operator

```
print(3 != 4)
```

True

```
print(3 != 3)
```

False

# Order operators

- Less than `<`
- Less than or equal `<=`
- Greater than `>`
- Greater than or equal `>=`

# Less than operator

```
print(3 < 4)
```

```
True
```

```
print(3 < 3.6)
```

```
True
```

```
print('a' < 'b')
```

```
True
```

# Less than operator

```
date_close_high = datetime(2019, 11, 27)
date_intra_high = datetime(2019, 11, 27)
print(date_close_high < date_intra_high)
```

False

# Less than or equal operator

```
print(1 <= 4)
```

True

```
print(1.0 <= 1)
```

True

```
print('e' <= 'a')
```

False

# Greater than operator

```
print(6 > 5)  
print(4 > 4)
```

True

False

# Greater than or equal operator

```
print(6 >= 5)  
print(4 >= 4)
```

True

True

# Order comparison across types

```
print(3.45454 < 90)
```

True

```
print('a' < 23)
```

```
<hr />-----
```

```
TypeError      Traceback (most recent call last)
```

```
...
```

```
TypeError: '<' not supported between instances of 'str' and 'int'
```




# Let's practice!

INTERMEDIATE PYTHON FOR FINANCE

# Boolean operators

INTERMEDIATE PYTHON FOR FINANCE



**Kennedy Behrman**

Data Engineer, Author, Founder

# Boolean logic



# What are Boolean operations?

1. `and`
2. `or`
3. `not`

# Object evaluation

## Evaluates as False

- Constants:
  - `False`
  - `None`
- Numeric zero:
  - `0`
  - `0.0`
- Length of zero
  - `""`
  - `[]`
  - `{}`

## Evaluates as True

- Almost everything else

# The AND operator

True and True

True

True and False

False

# The OR operator

```
False or True
```

```
True
```

```
True or True
```

```
True
```

```
False or False
```

```
False
```

# Short circuit.

```
is_current() and is_investment()
```

False

```
is_current() or is_investment()
```

True



# The NOT operator

```
not True
```

```
False
```

```
not False
```

```
True
```

# Order of operations with NOT

```
True == False
```

```
False
```

```
not True == False
```

```
True
```

# Object evaluation

"CUSIP" and True

True

# Object evaluation

```
[] or False
```

```
False
```

# Object evaluation

```
not {}
```

```
True
```

# Returning objects

```
"Federal" and "State"
```

```
"State"
```

```
[] and "State"
```

```
[]
```

# Returning objects.

```
13 or "account number"
```

```
13
```

```
0.0 or {"balance": 2200}
```

```
{"balance": 2200}
```


# Let's practice!

INTERMEDIATE PYTHON FOR FINANCE



# If statements

INTERMEDIATE PYTHON FOR FINANCE



**Kennedy Behrman**

Data Engineer, Author, Founder

# Printing sales only

```
trns = { 'symbol': 'TSLA', 'type': 'BUY', 'amount': 300 }
```

```
print(trns['amount'])
```

```
300
```

# Compound statements

```
control statement
```

```
    statement 1
```

```
    statement 2
```

```
    statement 3
```

# Control Statement

```
if <expression> :
```

```
if x < y:
```

```
if x in y:
```

```
if x and y:
```

```
if x:
```

# Code blocks

```
if <expression>:  
    statement  
    statement  
    statement
```

```
if <expression>: statement;statement;statement
```

# Printing sales only

```
trns = { 'symbol': 'TSLA', 'type': 'BUY', 'amount': 300 }
```

```
if trns['type'] == 'SELL':  
    print(trns['amount'])
```

```
trns['type'] == 'SELL'
```

False

# Printing sales only.

```
trns = { 'symbol': 'APPL', 'type': 'SELL', 'amount': 200 }
```

```
if trns['type'] == 'SELL':  
    print(trns['amount'])
```

```
200
```

# Else

```
if x in y:  
    print("I found x in y")  
else:  
    print("No x in y")
```



# Elif

```
if x == y:  
    print("equals")  
elif x < y:  
    print("less")
```

# Elif

```
if x == y:  
    print("equals")  
elif x < y:  
    print("less")  
elif x > y:  
    print("more")  
elif x == 0:  
    print("zero")
```

# Else with elif


```
if x == y:  
    print("equals")  
elif x < y:  
    print("less")  
elif x > y:  
    print("more")  
elif x == 0:  
    print("zero")  
else:  
    print("None of the above")
```

# Let's practice!

INTERMEDIATE PYTHON FOR FINANCE

# For and while loops

INTERMEDIATE PYTHON FOR FINANCE



**Kennedy Behrman**

Data Engineer, Author, Founder

# Repeating a code block

CUSIP

037833100

17275R102

68389X105

SYMBOL

AAPL

CSCO

ORCL

# Loops.

For loop

While loop

# Statement components

```
<Control Statement>  
    <Code Block>
```

```
execution 1
```

```
execution 2
```

```
execution 3
```



# For loops

```
for <variable> in <sequence>:
```

```
for x in [0, 1, 2]:
```

```
d = {'key': 'value1'}  
for x in d:
```

```
for x in "ORACLE":
```

# List example

```
for x in [0, 1, 2]:  
    print(x)
```

0

1

2

# Dictionary example

```
symbols = {'037833100': 'AAPL',  
           '17275R102': 'CSCO',  
           '68389X105': 'ORCL'}  
  
for k in symbols:  
    print(symbols[k])
```

```
AAPL  
CSCO  
ORCL
```

# String example

```
for x in "ORACLE":  
    print(x)
```

```
O  
R  
A  
C  
L  
E
```

# While control statements

```
while <expression>:
```

# While example

```
x = 0

while x < 5:
    print(x)
    x = (x + 1)
```

```
0
1
2
3
4
```

# Infinite loops

```
x = 0

while x <= 5:
    print(x)
```

# Skipping with continue

```
for x in [0, 1, 2, 3]:  
    if x == 2:  
        continue  
    print(x)
```

0

1

3



# Stopping with break.

```
while True:
    transaction = get_transaction()
    if transaction['symbol'] == 'ORCL':
        print('The current symbol is ORCL, break now')
        break
    print('Not ORCL')
```

```
Not ORCL
Not ORCL
Not ORCL
The current symbol is ORCL, break now
```

# Let's practice 'for' and 'while' loops!

INTERMEDIATE PYTHON FOR FINANCE